

Year 6 SATS Information Meeting

Aims of the Session



- To share important information about SATS
- Give examples of the style of questions which children will encounter
- To explain how we will be preparing children for SATs
- To share ideas about how you can help your child at home

What are KS2 SATs?

- Standard Assessment Tests
- All children have to be tested before going to secondary school
- SATs give a judgement as to whether children are working at the expected standard and therefore provide assessment information for secondary schools
- Also for government use

What do SATs consist of?

- The children are tested on ALL the key elements of the work they have covered in years 3 to 6 in Maths and English.
- They will also be given a teacher assessment which will also be passed on to their secondary schools.

How are children graded?

For each subject, (Reading, Spelling and Grammar and Mathematics) each pupil receives:

- a raw score (number of raw marks awarded);
- a scaled score in each tested subject;
- confirmation of whether or not they attained the national standard.
- Children will have either :
 - ❖ Not achieved the expected standard or
 - ❖ Achieved the expected standard

How is SATs week organised?

- A timetable is issued to all schools, telling us on which days/sessions tests must be administered.
- All children must sit the tests at the same time.
- Tests will be completed in either the Year 6 classroom, the hall or other familiar rooms if children require readers or qualify for extra time (according to rules set out by the Government).

SATs week: Monday 12th May - Thursday 15th May 2025

- Please ensure that your child is in school every day during SATs week.
- Ensure they are in school on time.
- Don't book anything during this week e.g. dentist, holidays
- If your child is ill, let us know immediately

SATs provisional timetable 2025

KS2 Year 6 SATs Dates - May 2025

Date	Test
Monday 12th May 2025	Grammar & Punctuation test - 45 minutes Spelling Test - 20 minutes
Tuesday 13th May 2025	English Reading Test - 60 minutes
Wednesday 14th May 2025	Mathematics Arithmetics (Paper 1) - 30 minutes Mathematics Reasoning (Paper 2) - 40 minutes
Thursday 15th May 2025	Mathematics Reasoning (Paper 3) - 40 minutes

English SATs

- Punctuation and Grammar
- Spelling
- Reading
- There is NO test for writing – this will be judged by teacher assessments only

Spelling, Punctuation & Grammar

- 45 minutes to answer 46 questions covering the technical aspects of grammar, punctuation and vocabulary and requires short answer questions including some multiple choice.
- Teachers can read the questions to pupils if asked to.
- A spelling test is administered containing 20 words, which lasts approximately 15 minutes.
- Marks for these two tests are added together to give a total for grammar, punctuation and spelling.

Sample Questions

40

Tick one box in each row to show whether the sentence is written in the **active voice** or the **passive voice**.

Sentence	Active	Passive
Otters live in clean rivers.		
Fish are eaten by otters.		
Usually, otters are playful creatures.		

Sample Questions

44

Which verb completes the sentence so that it uses the **subjunctive form**?

I wish I _____ able to join you, but it will not be possible.

Tick **one**.

am

☐

was

☐

were

☐

be

☐

Reading

- One hour to read booklet and answer the questions.
- A total of 50 marks are available and questions are designed to assess the comprehension and understanding of a child's reading
- The reading test consists of three unrelated reading texts.
- During the reading paper, a child's inference and deduction skills are thoroughly tested. They will also be expected to answer questions on the writer's choices such as explaining why an author has chosen to use particular vocabulary, grammar and text features.
- Some questions are multiple choice or selected response; others require short answers and some require an extended response or explanation.
- Children cannot have any adult help with this test.

Sample Questions

15

(a) What evidence is there of Martine being stubborn in the way she behaved with her grandmother?

Give **two** points.

1. _____

2. _____

2 marks

Sample Questions

27

Look at the paragraph beginning: *One of the victims...*

What does the word *invaders* suggest about the humans arriving on Mauritius?



1 mark

Mathematics

- Children will sit three tests.
- Arithmetic Paper 1 lasts for 30 minutes, covering calculation methods for all operations, including use of fractions, percentages and decimals.
- Reasoning Papers 2 and 3 cover problem solving and reasoning, each lasting for 40 minutes.
- Questions gradually increase in difficulty. Not all children will be expected to access some of the more difficult questions later in these papers.

Sample Questions

Maths Paper 1: Arithmetic

14	$3.005 + 6.12 =$  <div data-bbox="1193 718 1445 801" style="border: 1px solid blue; width: 130px; height: 58px; margin: 10px auto;"></div>	<div data-bbox="1522 715 1599 772" style="border: 1px solid black; width: 40px; height: 40px; margin: 0 auto;"></div> <div data-bbox="1522 786 1599 808" style="text-align: center;">1 mark</div>
32 <div data-bbox="343 1132 446 1210" style="text-align: center;">Show your method</div>	<div data-bbox="517 946 807 989" style="border: 1px solid black; padding: 2px; display: inline-block;">4 3 1 1 1 8</div>  <div data-bbox="1199 1232 1450 1315" style="border: 1px solid blue; width: 130px; height: 58px; margin: 10px auto;"></div>	<div data-bbox="1528 1229 1605 1286" style="border: 1px solid black; width: 40px; height: 40px; margin: 0 auto;"></div> <div data-bbox="1522 1300 1619 1322" style="text-align: center;">2 marks</div>

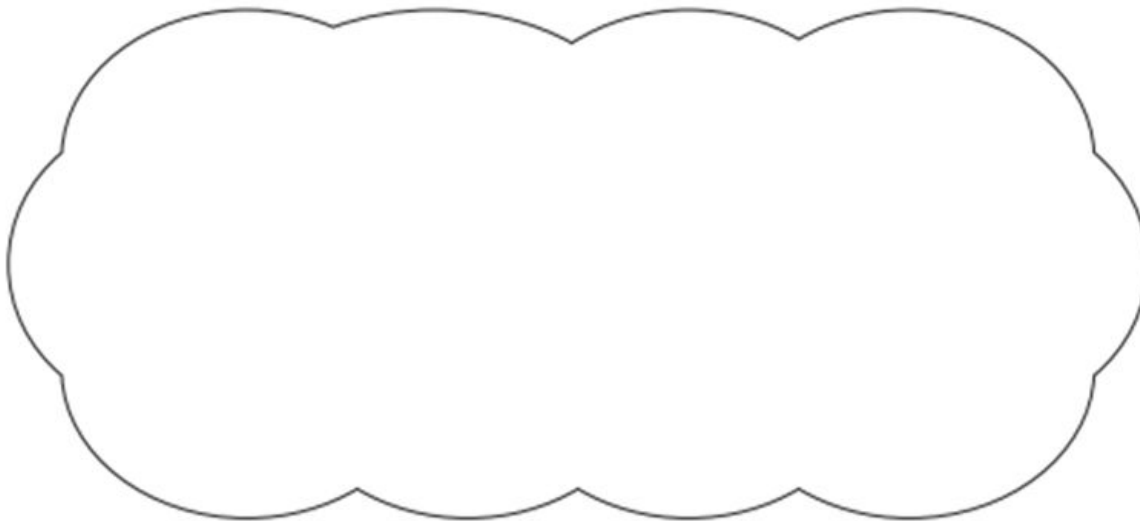
Sample Questions

Maths Paper 2 / Paper 3 : Reasoning

21

$$5,542 \div 17 = 326$$

Explain how you can use this fact to find the answer to 18×326



1 mark

What are we doing?

- Intervention groups
- Focus on test preparation and techniques in lessons
- Tuition
- Extra SATs specific homework
- Possible Early Morning Start after Easter

How to Help Your Child with Reading

- First and foremost, focus developing an enjoyment and love of reading.
- Enjoy stories together – reading stories to your child is equally as important as listening to your child read.
- Read little but often, rather than rarely for long periods of time!
- Talk about the story before, during and after – discuss the plot, the characters, their feelings and actions, how it makes you feel, predict what will happen and encourage your child to have their own opinions.
- Look up definitions of words together – you could use a dictionary, the Internet or an app on a phone or tablet. Use Thesaurus to find similar words
- All reading is valuable – it doesn't have to be just stories. Eg; fiction, non-fiction, poetry, newspapers, magazines.

How to Help Your Child with Writing



- Practise and learn weekly spelling lists
- Encourage use of a dictionary to check spelling and a thesaurus to find synonyms and expand vocabulary.
- Allow your child to use a computer for word processing, which will allow for editing and correcting of errors without lots of crossing out.
- Remember that good readers become good writers! Identify good writing features when reading (e.g. Why did the writer choose this vocabulary, sentence structure and punctuation?).
- Show your appreciation: praise and encourage, even for small successes!

How to Help Your Child with Maths

- Play times tables games (see Google Classroom)
- Play mental maths games including counting in different amounts, forwards and backwards.
- Encourage opportunities for telling the time and discussing duration. Eg; If the film starts at 5.35 and lasts 2hr20min, what time will it finish? Also discuss 24hr clock.
- Encourage opportunities for counting coins and money; finding amounts or calculating change when shopping.
- Look for examples of 2D and 3D shapes around the home.
- Identify, weigh or measure quantities and amounts in the kitchen or in recipes. Use ratio when cooking.
- Play games involving numbers or logic, such as dominoes, card games, darts, draughts and chess.

How to help with revision

- Get children to discuss or model some of their learning from each day
- Revision guides (eg. CGP Sats Busters)
- Look at past papers (www.satspapers.org)
- Discussing your child's weaknesses – where do the children feel they need to improve?

Useful Websites

- www.satspapers.org – a website with all of the past SATs papers available to download
- <http://www.bbc.co.uk/education> - BBC Education have produced a whole host of materials for KS2. Follow the KS2 link and then select either Maths or English. Each area usually has an information section for reading, plus an activity and then quiz which is marked online. Some aspects require a subscription.
- <https://www.educationquizzes.com/ks2/> - A site with both Maths and English based quizzes which are marked as you go along.
- http://www.icteachers.co.uk/children/children_sats.htm - A site with a range of information and questions – great for revision purposes!
- <https://corbettmaths.com/primary/> - an excellent site with videos which teach all areas of maths and provides worksheets
- https://uk.ixl.com/promo?partner=google&campaign=1187&adGroup=Key+Stage+2&gclid=CPPa8teS_8kCFQbnwgodgOIB6A - IXL have separate pages of skills linked to individual Year group. The Y6 page has links to practise both English and Maths skills. Pages are then split into skills of which has a practise question for the children to think about
- <https://www.satsbootcamp.co.uk/> - contains useful information about SATs in general and provides past papers to download

Thank you very much!!

- time for questions and answers.

